

12

# AUTOPSY REPORT

## SHORT FORM PROTOCOL

No.

2017-05583

MOORE, GENHEL ARTAE  
ACC

107

I performed an autopsy on the body of  
at the DEPARTMENT OF MEDICAL EXAMINER-CORONER

Los Angeles, California

on 7/31/17 1500  
(Date) (Time)

From the anatomic findings and pertinent history I ascribe the death to:

(A) Methamphetamine use

DUE TO OR AS A CONSEQUENCE OF

(B)

DUE TO OR AS A CONSEQUENCE OF

(C)

DUE TO OR AS A CONSEQUENCE OF

(D)

OTHER CONDITIONS CONTRIBUTING BUT NOT RELATED TO THE IMMEDIATE CAUSE OF DEATH

*Anatomical Summary:*

- As listed below
- See form #16 under gross impressions

- Rapid urine drug screen (Discover) shows:
  - o Positive for methamphetamine
  - o Equivocal for marijuana
  - o Negative for benzodiazepines, cocaine, opiates, oxycodone.
- Marked pulmonary edema
- Mildly fatty liver
- Negative for trauma

12

AUTOPSY REPORT  
SHORT FORM PROTOCOL

No.

2017-05583

MOORE, GENNEL ARTAE  
ACC

107

Page 2 of 5

CIRCUMSTANCES (Please Print)

See Investigator's Report

EXTERNAL EXAM

Appears:  Asian  Black  Caucasian  Hispanic  American Indian  
 Sex:  Male  Female Age: Appears to be the stated age of 26 years.  
 Height: Approx. 69 inches Weight: Approx. 145 lbs.  
 Embalmed:  No  Yes Condition: Fair  
 Rigor: 3+/4 Livor: posterior

**Petechial Hemorrhages:**  Scleral  Conjunctival  None  
**Irides:**  Blue  Brown  Gray  Hazel  Green  
**Sclerae:**  Icteric  Normal  Congested  
**Head Hair:**  Black  Blonde  Brown  Gray/White  Red  
 Long  Short  Medium  Closely Shaved  
 Curly  Straight  Tightly Curled  Wavy  
**Balding Is:**  Absent  Present ( Temporal  Frontal  Occipital)  
**Mustache:**  Absent  Present Beard:  Absent  Present  
**Teeth:**  Absent  Present Comment: Automatic  
**Dentures:**  Absent  Present Comment: \_\_\_\_\_  
**Skin:**  See Diagram Comment: \_\_\_\_\_

**Medical Intervention:**  None  Present  See Diagram  
 Comment: \_\_\_\_\_

**Recent Needle Punctures:**  Present  Absent

**Scars:**  None  Present  See Diagram  
 Comment: \_\_\_\_\_

**Tattoos:**  Absent  Present  See Diagram  
 Comment: \_\_\_\_\_

**Deformities:**  Absent  Present  See Diagram  
 Comment: \_\_\_\_\_

**Wrist Scars:**  Present  Absent

**Other:** \_\_\_\_\_



12

# AUTOPSY REPORT

## SHORT FORM PROTOCOL

No.

2017-05583

MOORE, GENHEL ARTAE  
ACC

10

Page 4 of 5

### INTERNAL EXAM - Continued

ABNORMAL / COMMENTS:  
(Please Print)

NOT EXAMINED	EXAM IN SITU	DISSECTED	WITHIN NORMAL LIMITS
--------------	--------------	-----------	----------------------

STOMACH - CONTENTS:

MEDICATIONS:  ABSENT  PRESENT

INTESTINE / COLON

APPENDIX:  ABSENT  PRESENT

LIVER (WT. \_\_\_\_\_ grams) *mild fatty*

GALL BLADDER:  ABSENT  PRESENT

STONES:  NO  YES

PANCREAS

SPLEEN (WT. \_\_\_\_\_ grams)

LYMPH NODES

THYMUS

RIGHT KIDNEY (WT. \_\_\_\_\_ grams)

LEFT KIDNEY (WT. \_\_\_\_\_ grams)

BLADDER (CONTAINS r 40 CC URINE *clear yellow* COLOR)

PROSTATE

TESTES IN SCROTUM:  YES  NO

BREASTS

~~UTERUS~~

~~ADNEXA~~

THYROID

ADRENALS

PITUITARY

SCALP

CRANIUM

MENINGES

BRAIN (WT. \_\_\_\_\_ grams)

a. CEREBRAL CORTEX

b. WHITE MATTER

c. BASAL GANGLIA

CEREBELLUM

BRAINSTEM

CEREBRAL VESSELS / CRANIAL NERVES

SPINAL CORD

12

# AUTOPSY REPORT

## SHORT FORM PROTOCOL

No.

2017-05583

MOORE, GEMMEL ARTAE  
ACC

107

Page 5 of 5

### INTERNAL EXAM - Continued

<u>YES</u>		<u>NO</u>		<u>YES</u>	<u>NO</u>
<u>PRIOR</u>	<u>DURING</u>				
<u>POST</u>	<u>POST</u>				
<input type="checkbox"/>	<input type="checkbox"/>	<input checked="" type="checkbox"/>	Photographs	<input type="checkbox"/>	<input checked="" type="checkbox"/>
<input type="checkbox"/>	<input type="checkbox"/>	<input checked="" type="checkbox"/>	Fluoroscopy	<input checked="" type="checkbox"/>	<input type="checkbox"/>
<input type="checkbox"/>	<input type="checkbox"/>	<input checked="" type="checkbox"/>	X-Rays	<input type="checkbox"/>	<input checked="" type="checkbox"/>
				<input type="checkbox"/>	<input checked="" type="checkbox"/>
				<input type="checkbox"/>	<input checked="" type="checkbox"/>
				<input type="checkbox"/>	<input checked="" type="checkbox"/>
				<input type="checkbox"/>	<input checked="" type="checkbox"/>

No. of hold jars: 1

DIAGRAMS/FORMS USED: 20

### OPINION (Please Print)

Cause of death is methamphetamine use.

Manner of death is accident.

DEPUTY MEDICAL EXAMINER:

Ky Young, MD

DATE:

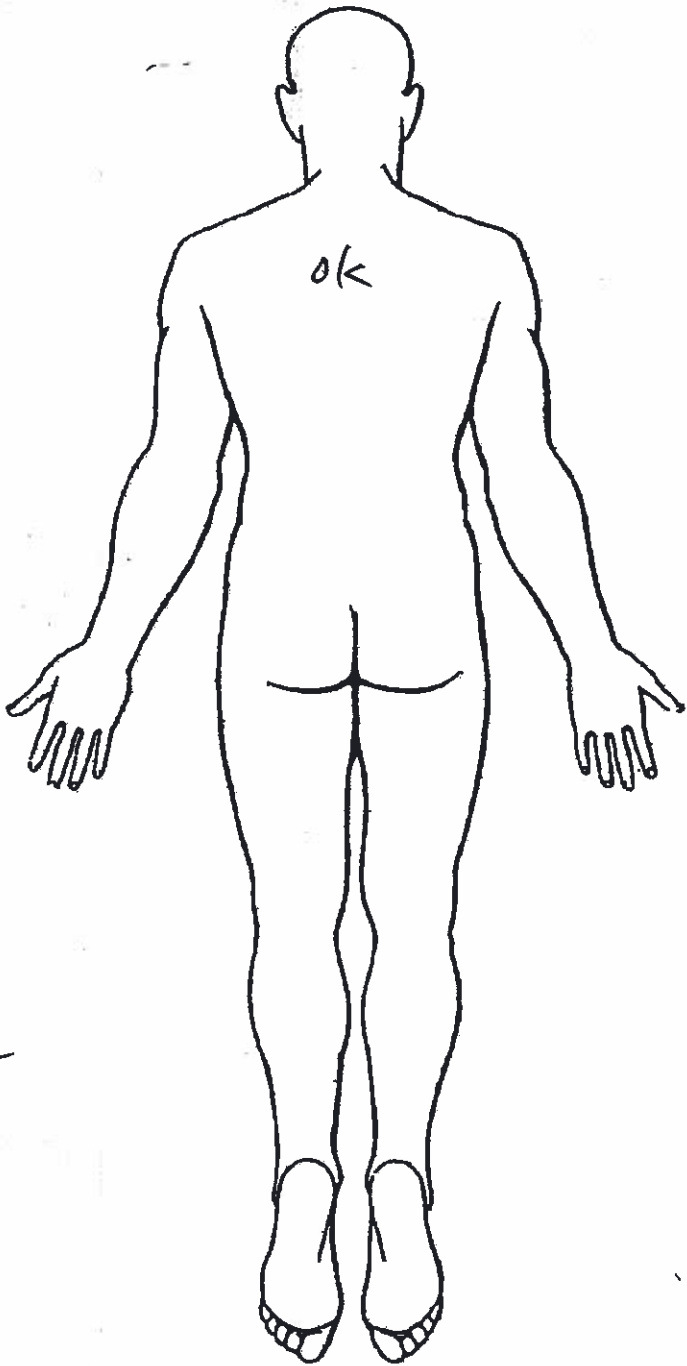
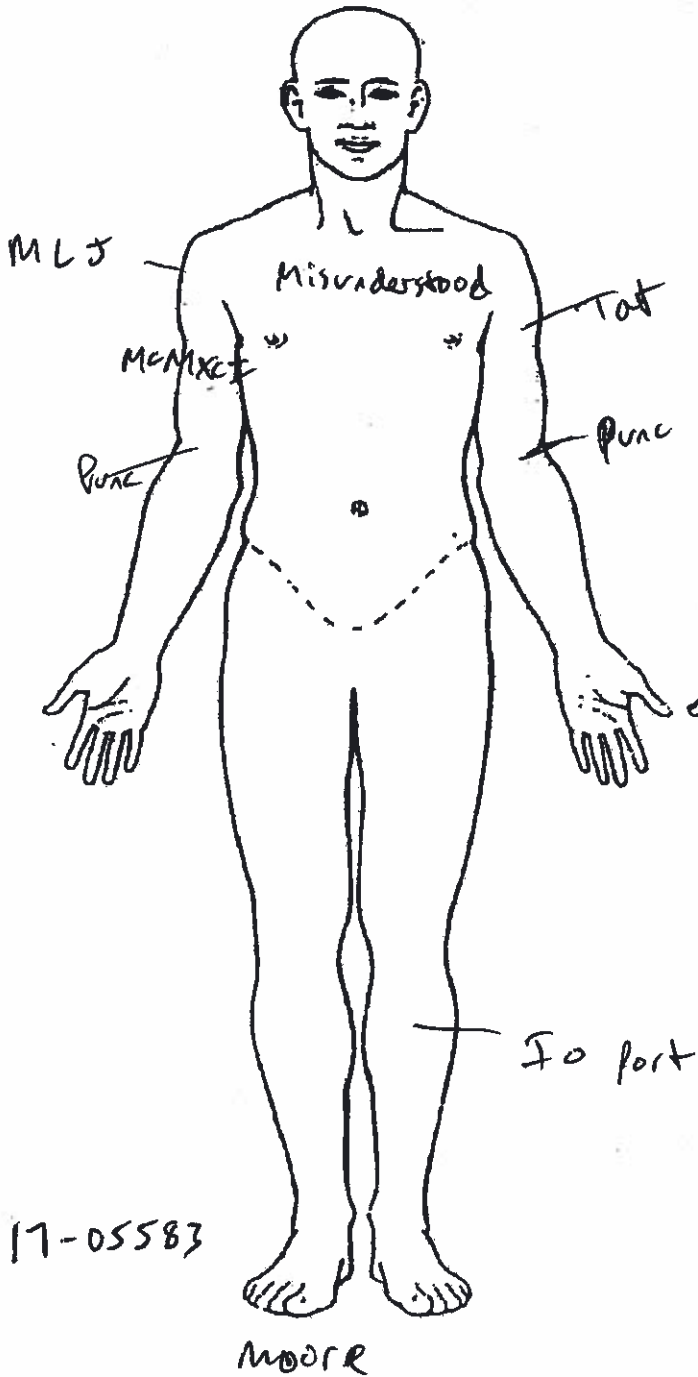
7/31/17

## COMMON ABBREVIATIONS

Ab	=	Abnormal	NGT	=	Nasogastric Tube
Abr	=	Abrasion	NPD	=	No Pathologic Diagnosis
AM	=	Ante Mortem	NPW	=	Needle Puncture Wound
AV	=	Aortic Valve	NTFP	=	No Evidence of Any Significant Trauma or Foul Play
&	=	And	NL	=	Normal
B	=	Blood	NE	=	Not Examined
Blk	=	Black	NW	=	Not Weighed
Blu	=	Blue	#	=	Number
Bm.	=	Brown	Ø	=	Negative or No
C	=	Congestion/Contusion	OS	=	Old Scar
CT	=	Chest Tube	P.	=	Pictorial or Path
D	=	Direction	PER	=	Pupils Equal & Round
Dx	=	Diagnosis	PM	=	Post Mortem
E	=	Ecchymosis	PV	=	Pulmonic Valve
EDH	=	Epidural Hemorrhage	Q	=	Quadrant
EOT	=	Exclusive of Trauma	R	=	Right
En	=	Entrance	ROM	=	Right of Middle
ETT	=	Endotracheal Tube	RV	=	Right Ventricle
Ex	=	Exit	Rx	=	Treatment
♀	=	Female	S	=	Scar
FP	=	Fresh Puncture	SAH	=	Subarachnoid Hemorrhage
Fx	=	Fracture	SDH	=	Subdural Hemorrhage
Gm	=	Green	SGH	=	Subgaleal Hemorrhage
Gry	=	Gray	Sh	=	Shaved
GSW	=	Gunshot Wound	SP	=	Status Post
H	=	Hemorrhage	STH	=	Soft Tissue Hemorrhage
Hzi	=	Hazel	SW	=	Stab Wound
I	=	Incision	TOH	=	Top of Head
ICS	=	Intercostal Space	TV	=	Tricuspid Valve
ICP	=	Intracranial Pressure Monitor	W	=	Wound
IVL	=	Intravenous Line	WDWN	=	Well Developed, Well Nourished
LAD	=	Left Anterior Descending Coronary Artery	<u>c</u>	=	With
Lat	=	Lateral	s	=	Without
L	=	Left or Laceration	WNL	=	Within Normal Limits
LOM	=	Left of Middle	WT	=	Weight
LV	=	Left Ventricle			
♂	=	Male			
M	=	Middle or Midline			
MV	=	Mitral Valve			

20

2017-05583  
MOORE, GENHEL ARTAE  
ACC 107



Date 1/31/17

*Ky* M.D.

Deputy Medical Examiner

15

AUTOPSY CLASS:  A  B  C  Examination Only D

FAMILY OBJECTION TO AUTOPSY

Date: 7/31/17 Time: 1:00 Dr. Young (Print)

FINAL ON: 7/31/17 By: Young (Print)

APPROXIMATE INTERVAL BETWEEN ONSET AND DEATH

2017-05583

MOORE, GENEAL ARTAE ACC

107

DEATH WAS CAUSED BY: (Enter only one cause per line for A, B, C, and D)

IMMEDIATE CAUSE:

(A) Methamphetamine use

DUE TO, OR AS A CONSEQUENCE OF:

(B)

DUE TO, OR AS A CONSEQUENCE OF:

(C)

DUE TO, OR AS A CONSEQUENCE OF:

(D)

OTHER CONDITIONS CONTRIBUTING BUT NOT RELATED TO THE IMMEDIATE CAUSE OF DEATH:

Age: 26 Gender: Male Female

PRIOR EXAMINATION REVIEW BY DME

- BODY TAG  CLOTHING
 X-RAY (No. )  FLUORO
 SPECIAL PROCESSING TAG  MED. RECORDS
 AT SCENE PHOTOS (No. 52)

CASE CIRCUMSTANCES

- EMBALMED
 DECOMPOSED
 >24 HRS IN HOSPITAL
 OTHER: (Reason)

TYPING SPECIMEN

TYPING SPECIMEN TAKEN BY: [Signature]
SOURCE: H

TOXICOLOGY SPECIMEN

- COLLECTED BY: [Signature]
 HEART BLOOD  STOMACH CONTENTS
 FEMORAL BLOOD  VITREOUS

- TECHNIQUE:
 BLOOD  SPLEEN
 BLOOD  KIDNEY
 BILE
 LIVER
 URINE

URINE GLUCOSE DIPSTICK RESULT: 4+ 3+ 2+ 1+ 0
TOX SPECIMEN RECONCILIATION BY:

HISTOLOGY

Regular (No. )  Oversize (No. )
Histopath Cut:  Autopsy  Lab

TOXICOLOGY REQUESTS

- FORM 3A:  YES  NO
 NO TOXICOLOGY REQUESTED
SCREEN  C  H  T  S X
 ALCOHOL ONLY
 CARBON MONOXIDE
 OTHER (Specify drug and tissue)

REQUESTED MATERIAL ON PENDING CASES

- POLICE REPORT  MED HISTORY
 TOX FOR COD  HISTOLOGY
 TOX FOR R/O  INVESTIGATIONS
 MICROBIOLOGY  EYE PATH. CONS.
 RADIOLOGY CONS.
 CONSULT ON:
 BRAIN SUBMITTED
 NEURO CONSULT  DME TO CUT
 CRIMINALISTICS
 GSR  SEXUAL ASSAULT  OTHER

- NATURAL  SUICIDE  HOMICIDE
 ACCIDENT  COULD NOT BE DETERMINED

If other than natural causes, HOW DID INJURY OCCUR? Drug Intake

WAS OPERATION PERFORMED FOR ANY CONDITION STATED ABOVE:  YES  NO

TYPE OF SURGERY: DATE:

- ORGAN PROCUREMENT  TECHNICIAN: Ted
 PREGNANCY IN LAST YEAR  YES  NO  UNK  NOT APPLICABLE
 WITNESS TO AUTOPSY  EVIDENCE RECOVERED AT AUTOPSY
Item Description:

urine = meth (+)
THC (?)

RESIDENT

DME





Department of Medical Examiner-Coroner, County of Los Angeles

**FORENSIC SCIENCE LABORATORIES**

1104 North Mission Road Los Angeles, CA 90033

**Laboratory Analysis Summary Report**



Young, Kevin M.D.

Deputy Medical Examiner  
1104 North Mission Road  
Los Angeles, CA 90033

PendingTox

The following results have been technically and administratively reviewed and are the opinions and conclusions of the Analyst:

**Coroner Case Number: 2017-05583 Decedent: MOORE, GEMMEL ARTAE**

<u>SPECIMEN</u>	<u>SERVICE</u>	<u>DRUG</u>	<u>RESULT</u>	<u>ANALYST</u>
<b>Blood, Femoral</b>				
	Symph. Amines-GC/MS	Amphetamine	Inc.	D. Levanas
	Symph. Amines-GC/MS	Methamphetamine	3.9 ug/mL	D. Levanas
	Symph. Amines-GC/MS	Methylenedioxyamphetamine (MDA)	Inc.	D. Levanas
	Symph. Amines-GC/MS	Methylenedioxymethamphetamine (MDMA)	ND	D. Levanas
<b>Blood, Heart</b>				
	Alcohol-GC/FID-HS	Ethanol	Negative	S. DeQuintana
	Bases-GC/NPD &/or MS	Paroxetine	ND	R. Cabrera
	Cannabinoids-LC/MS/MS	11-nor-Delta-9-Carboxy-THC, Free	Present	C. Dal Chele
	Cannabinoids-LC/MS/MS	Delta 9-Tetrahydrocannabinol (THC), Free	ND	C. Dal Chele
	ELISA-Immunoassay	Barbiturates	ND	J. Gadway
	ELISA-Immunoassay	Cocaine and Metabolites	ND	J. Gadway
	ELISA-Immunoassay	Fentanyl	ND	J. Gadway
	ELISA-Immunoassay	Marijuana:11-nor-Delta-9-Carboxy-THC	PP	J. Gadway
	ELISA-Immunoassay	Methadone	ND	J. Gadway
	ELISA-Immunoassay	Methamphetamine & MDMA	PP	J. Gadway
	ELISA-Immunoassay	Opiates: Codeine & Morphine	ND	J. Gadway
	ELISA-Immunoassay	Opiates: Hydrocodone & Hydromorphone	ND	J. Gadway
	ELISA-Immunoassay	Phencyclidine	ND	J. Gadway
	Symph. Amines-GC/MS	Amphetamine	0.13 ug/mL	D. Levanas
	Symph. Amines-GC/MS	Methamphetamine	4.4 ug/mL	D. Levanas
	Symph. Amines-GC/MS	Methylenedioxyamphetamine (MDA)	ND	D. Levanas
	Symph. Amines-GC/MS	Methylenedioxymethamphetamine (MDMA)	ND	D. Levanas

*16y 11/5/17*

Coroner Case Number: 2017-05583 Decedent: MOORE, GEMMEL ARTAE

<u>SPECIMEN</u>	<u>SERVICE</u>	<u>DRUG</u>	<u>RESULT</u>	<u>ANALYST</u>
<b>Legend:</b>				
	mg/dL	Milligram per Deciliter	PP	Presumptive Positive
g	Grams	mg/L	QNS	Quantity Not Sufficient
g%	Gram Percent	ND	ug	Micrograms
Inc.	Inconclusive	ng/g	ug/g	Micrograms per Gram
mg	Milligrams	ng/mL	ug/mL	Microgram per Milliliter

In accordance with the Department's Evidence Retention Policy, the blood specimen(s) will be retained for one-year and all other specimens for six-months from Autopsy.

Administratively reviewed by:



Sarah Buxton de Quintana,  
Senior Criminalist TOXICOLOGY  
(323) 343-0671  
sdequintana@coroner.lacounty.gov

B Young

COUNTY OF LOS ANGELES

CASE REPORT

DEPARTMENT OF CORONER

1	APPARENT MODE <b>ACCIDENT</b>	CASE NO 2017-05583
	SPECIAL CIRCUMSTANCES	CRYPT 107

LAST, FIRST MIDDLE AKA #  
**MOORE, GEMMEL ARTAE**

ADDRESS CITY STATE ZIP

SEX MALE	RACE APPEARS BLACK	DOB 1/14/1991	AGE 26	HGT 69 in.	WGT 145 lbs.	EYES BROWN	HAIR BROWN	TEETH ALL NATURAL TEETH	FACIAL HAIR BEARD AND MUSTACHE	ID VIEW Yes	CONDITION FAIR
-------------	-----------------------	------------------	-----------	---------------	-----------------	---------------	---------------	----------------------------	-----------------------------------	----------------	-------------------

MARK TYPE TATTOO	MARK LOCATION CHEST	MARK DESCRIPTION "MISUNDERSTOOD"
TATTOO	LF UPR ARM	CROSS

NOK ADDRESS CITY STATE ZIP

RELATIONSHIP MOTHER	PHONE [REDACTED]	NOTIFIED BY DEP G. BARRAZA	DATE 7/27/2017	TIME 20:10
------------------------	---------------------	-------------------------------	-------------------	---------------

SSN [REDACTED]	DL ID [REDACTED]	STATE CA	PENDING BY
-------------------	---------------------	-------------	------------

ID METHOD  
FINGERPRINTS FROM DOJ

LA #	MAIN # 33671235	CII # A29056347	FBI # 853067VC8	MILITARY #	POB CA
------	--------------------	--------------------	--------------------	------------	-----------

IDENTIFIED BY NAME (PRINT) FINGERPRINTS: DOJ, FBI	RELATIONSHIP	PHONE	DATE 7/28/2017	TIME 01:46
--	--------------	-------	-------------------	---------------

PLACE OF DEATH / PLACE FOUND ADDRESS OR LOCATION CITY ZIP  
**PRIVATE RESIDENCE** [REDACTED]

PLACE OF INJURY PRIVATE RESIDENCE	AT WORK No	DATE 7/27/2017	TIME 17:00	LOCATION OR ADDRESS [REDACTED]	ZIP
--------------------------------------	---------------	-------------------	---------------	-----------------------------------	-----

DOD 7/27/2017	TIME 19:22	FOUND OR PRONOUNCED BY LACOFD ENG 8, CAPT SWENDSEID
------------------	---------------	--

OTHER AGENCY INV. OFFICER LASD WEST HOLLYWOOD - DEPUTY URVANN #6	PHONE (310) 855-8850	REPORT NO 017-03995-0975-496	NOTIFIED BY NO
---	-------------------------	---------------------------------	-------------------

TRANSPORTED BY JENNIFER HERTZOG	TO LOS ANGELES FSC	DATE 7/27/2017	TIME 23:55
------------------------------------	-----------------------	-------------------	---------------

FINGERPRINTS? Yes	CLOTHING Yes	PARPT No	MORTUARY SERENITY
MED. EV. Yes	INVEST. PHOTO # 57	SEAL TYPE NOT SEALED	HOSP RPT No
PHYS. EV. No	EVIDENCE LOG Yes	PROPERTY? Yes	HOSP CHART No
SUICIDE NOTE No	GSR NO	RCPT. NO 297224	PF NO

SYNOPSIS  
 ACCORDING TO THE REPORTED INFORMATION, ON 07/27/2017 THE DECEDENT WAS WITNESSED TO BECOME UNRESPONSIVE IN BED AFTER USING METHAMPHETAMINE (INJECTED) HOURS EARLIER. 911 WAS CALLED. LOS ANGELES COUNTY FIRE DEPARTMENT ENGINE #8 RESPONDED AND AFTER EMERGENCY MEDICAL SERVICES WERE NOT ABLE TO RESUSCITATE THE DECEDENT, AND CAPTAIN SWENDSEID (SERIAL # UNKNOWN) DETERMINED DEATH AT SCENE ON 07/27/2017 AT 1922 HOURS. THE DECEDENT WAS VISITING FROM TEXAS AND ARRIVED ON 07/27/2017. HE HAS A MEDICAL HISTORY OF [REDACTED] AND METHAMPHETAMINE USE. NO OBVIOUS SIGNS OF TRAUMA WERE FOUND. FOUL PLAY IS NOT SUSPECTED. MEDICAL EVIDENCE COLLECTED. FORM #3 TO FOLLOW.

JOSEPH CRONIN 408348		INVESTIGATOR	DATE 7/30/2017	REVIEWED BY 	DATE 7/30/17
-------------------------	--	--------------	-------------------	--	-----------------

FORM #3 NARRATIVE TO FOLLOW?



County of Los Angeles, Department of Coroner  
Investigator's Narrative



Case Number: 2017-05583

Decedent: MOORE, GEMMEL ARTAE

**Information Sources:**

1. Los Angeles County Sheriff's Department West Hollywood Station. Deputy Sheriff's G. Barraza #542304 and I. Urvann #600609, (310) 855-8850, File # 017-03995-0975-496
2. [REDACTED] decedent's mother, [REDACTED]

**Investigation:**

On 07/27/2017 at 2053 hours Los Angeles County Sheriff's Department Homicide Division Security Officer Argumedo (serial # not noted) reported this apparent Accident (suspected methamphetamine overdose) death to Coroner Acting Lieutenant Investigator Kristy McCracken who assigned me this Field Call at 2104 hours. I arrived on scene at 2201 hours and completed the scene investigation at 2314 hours. Coroner Forensic Attendant Jennifer Hertzog transported the decedent to the Forensic Science Center; assigned crypt #107.

A routine criminal history inquiry revealed drug related arrests.

Cellular telephone - iPhone; locked - guessed password of "1991." Cellular telephone indicates several text messages from [REDACTED] regarding [REDACTED] picking up the decedent from the airport on 07/27/2017.

Notebook - a notebook located in the decedent's property indicated using intravenous drugs with Edward Buck in the past.

Medical History: a referral document from Dr. Michael J. Whitney, Tomball Familicare, 29214 Quinn Road, Tomball, TX 77375, (281) 351-4208, dated 05/23/2017, indicated diagnosis of [REDACTED]

**Location:**

Injury / Death: Private Residence - [REDACTED]

**Informant/Witness Statements:**

1. I spoke with Deputy Sheriff's G. Barraza #542304 and I. Urvann #600609 at scene. They informed me that on 07/27/2017 at approximately 1845 hours the decedent, Gemmel Moore, was visiting his friend's residence and was witnessed by his friend, [REDACTED] to become very warm after using methamphetamine (injected) earlier at approximately 1700 hours. [REDACTED] placed several ice bags on the decedent. He then noticed the decedent to become unresponsive. He notified his neighbor, [REDACTED] who has medical knowledge and went to the apartment and began CPR until paramedic arrival; he also used a blood pressure cuff.

[REDACTED] called 911; call for service received at 1853 hours.

Los Angeles County Fire Department Engine #8 responded and after emergency medical services, was not able to resuscitate the decedent and Captain Swendseid (serial # unknown) called Dr. Daniel Hoh of Cedar Sinai Medical Center who pronounced death at scene via telephone on 07/27/2017 at 1922 hours.

Upon arrival of Los Angeles County Fire Department Engine #8 the decedent was laying nude on a mattress in the living room with a male pornography movie playing on the television.

The decedent lived in Texas and arrived in Los Angeles on 07/27/2017; American Airline Boarding Pass indicates Houston to Phoenix to Los Angeles, departure from Phoenix at 1000 hours.

*[Handwritten signature]*



County of Los Angeles, Department of Coroner  
Investigator's Narrative



Case Number: 2017-05583

Decedent: MOORE, GEMMEL ARTAE

The decedent has a medical history of [REDACTED] and methamphetamine use (years).

Police located multiple sex toys, multiple syringes and clear plastic bags with suspected methamphetamine in a tool box roll-cabinet in the living room.

Per police, [REDACTED] is suspected to be known to exchange drugs for sex.

Medical personnel did not note any trauma. Foul play is not suspected.

2. I spoke with [REDACTED] via telephone on 07/28/2017 at 2041 hours. She informed me that the decedent, Gemmel Moore, has a medical history of [REDACTED] and she recently became aware that he also has a history of methamphetamine use. The decedent did not smoke cigarettes and drank alcohol occasionally.

The decedent has known [REDACTED] for over a year. The decedent is gay and has met [REDACTED] for sex and drugs. She is concerned because on one occasion over a year ago the decedent told her that [REDACTED] tied up him up and held him against his will at the residence in West Hollywood. The decedent filed a complaint with the police and threatened to blackmail [REDACTED] to not pursue the matter in exchange for money; [REDACTED] according to her, is a member of [REDACTED]. She suspects that [REDACTED] may have harmed the decedent. She will contact the investigating police agency with her concerns.

### Scene Description:

The location is a two-bedroom, one bathroom, apartment located in a multi-unit, two-story, apartment building in a residential neighborhood of West Hollywood. The apartment building is located on the east side of [REDACTED] with several steps leading to the secured main entrance. A center courtyard area leads to an outdoor, common stairwell to the apartment, [REDACTED] which is located on the second floor at the southwest corner of the building.

The location was secured by a marked police patrol vehicle and posted police officers.

Apartment: the front door to the apartment is located on the north wall and opens into the living room with kitchen area towards the west and bedrooms towards the south from a north / south running hallway. The apartment is fairly kempt.

Living room: the decedent was located on the tan carpeted floor of the living room. The living room is painted gray and purple and is arranged with a couch and tool box roll-cabinet along the north wall, window along the west wall, large flat-screen television affixed to the south wall, and closet on the east wall. (3) Approximate 4'x8' mirrors are positioned on either side of the television and against the east wall. A make-shift mattress covered with a white sheet was observed on the floor of the living room.

Tool box roll-cabinet: multiple sex toys were located in the top drawer and bottom drawers.

Medical evidence: multiple prescription medications were located in a small zippered bag inside the decedent's backpack that was positioned on the couch in the living room. Multiple syringes with brown residue, scale, lighters, straw with possible white residue, glass pipes with white residue and burn marks, plastic bags with white powdery residue and a clear plastic bag with crystal-like substance was located in drawers of the tool box roll-cabinet in the living room.

Multiple zip-lock style bags containing water (previous ice cubes) were located on the floor next to the front of the couch.

Decedent: the decedent was observed lying supine on the carpeted floor of the living room, north of the mattress. A white sheet and pink towel were placed over the decedent prior to my arrival. A gray blood pressure cuff was located next to his right leg, reported to belong to the neighbor, [REDACTED]

*Yea*



County of Los Angeles, Department of Coroner  
Investigator's Narrative



Case Number: 2017-05583

Decedent: MOORE, GEMMEL ARTAE

██████████ Apparent blood was observed in the right nostril and on the face, which trailed down the right side of his face.

The decedent's clothing was located on the couch in the living room.

Property: the decedent had no property on his person. I collected his backpack containing miscellaneous items (toiletries, notebooks, tablet), wallet, (2) cellular telephones and clothing.

**Evidence:**

I collected the following medical evidence at scene and booked it at the Forensic Science Center according to departmental protocol: prescription bottles; Azithromycin, Genvoya, Paroxetine, proctofoam-HC, Prunelax, Sulfamethoxazole and Vit D2.

Suspected illicit drugs / paraphernalia; approximately (24) 1cc syringes with brown residue, (5) glass pipes with white residue and burn marks, (1) plastic straw with possible white residue, (3) approximate 2" square clear plastic bags with white powdery residue, and (1) 2" square clear plastic bag containing an approximate .5"x.25" piece of crystal-like substance. See Form 3A.

**Body Examination:**

The decedent is a 26 year old apparent Black male, height 69", weight 145 lbs. He was observed lying supine on carpeted ground, positioned with his head towards the east and his feet towards the west. His head was positioned up and slightly leaning towards his right shoulder. His arms were positioned extended along his sides. His legs were positioned extended and together at the heels.

The decedent was wearing white socks only.

Electrocardiogram patches on the arms and right leg, right nasogastric partial tube, heart monitor patch on the chest, defibrillator pads (one on the back), bandage on the right antecubital fossa, and left leg intraosseous line were in place.

No scars or obvious signs of trauma were observed.

Tattoos observed: "Misunderstood" across the chest, "M.L." with unknown letter, "Juelz", "MCMXCI" and Louis Vuitton symbols on the upper right arm, cross and illegible script on the upper left arm.

No trauma was observed on the bilateral hands; nails intact.

An apparent recent puncture mark was observed on the left antecubital fossa.

Apparent blood was observed in the right nostril and on the face.

Dried skin was observed on the bilateral hands. A Band-Aid-type bandage was observed on the tips of the left index and left middle finger.

The ambient temperature was 72.6F on 07/27/2017 at 2222 hours and the liver temperature was 106.5F at 2227 hours. Rigor Mortis was rated at 1 in the jaw and neck flexion and 2 throughout the remainder of the decedent. Lividity was medium in intensity, blanched with light finger pressure and is consistent with the supine position.

**Identification:**

I identified the decedent by his Cal-Photo image on 07/27/2017 at 2229 hours as Moore Nixon, Gemmel Artae, date of birth 01/14/1991.

DOJ fingerprints identified the decedent on 07/28/2017 at 0146 hours as Moore, Gemmel Artae, date of birth 01/14/1991.



County of Los Angeles, Department of Coroner  
Investigator's Narrative



Case Number: 2017-05583

Decedent: MOORE, GEMMEL ARTAE

FBI fingerprints identified the decedent on 07/28/2017 at 0211 hours as Moore, Gemmel Artae, date of birth 01/14/1991.

**Next of Kin Notification:**


I spoke with the decedent's mother via telephone on 07/28/2017 at 2041 hours and verified that she has been notified of the death; she was notified via telephone by Deputy Sheriff G. Barraza #542304 on 07/27/2017 at 2010 hours. The decedent is not married and had no children.


**Tissue Donation:**

It is unknown if the decedent's next-of-kin was approached by a tissue bank regarding donation.

**Autopsy Notification:**

None requested.

  
INV. JOSEPH CRONIN #408348  
08/02/2017

  
SUPERVISOR

**6**

WAS ORIGINAL SCENE DISTURBED BY OTHERS?  YES  NO ( )  
 IF YES, NOTE CHANGES IN NARRATIVE FORM #3.

DATE 07/27/17  
 AMBIENT #1 72.6 °F TIME 2222  
 AMBIENT #2        °F TIME         
 WATER        °F TIME       

2017-05583  
MOORE, GEMMEL  
POE  
07/27/17  
 THERMOMETER # 212051

LIVER TEMPERATURE #1 106.5 °F TIME 2227  
 LIVER TEMPERATURE #2        °F TIME       

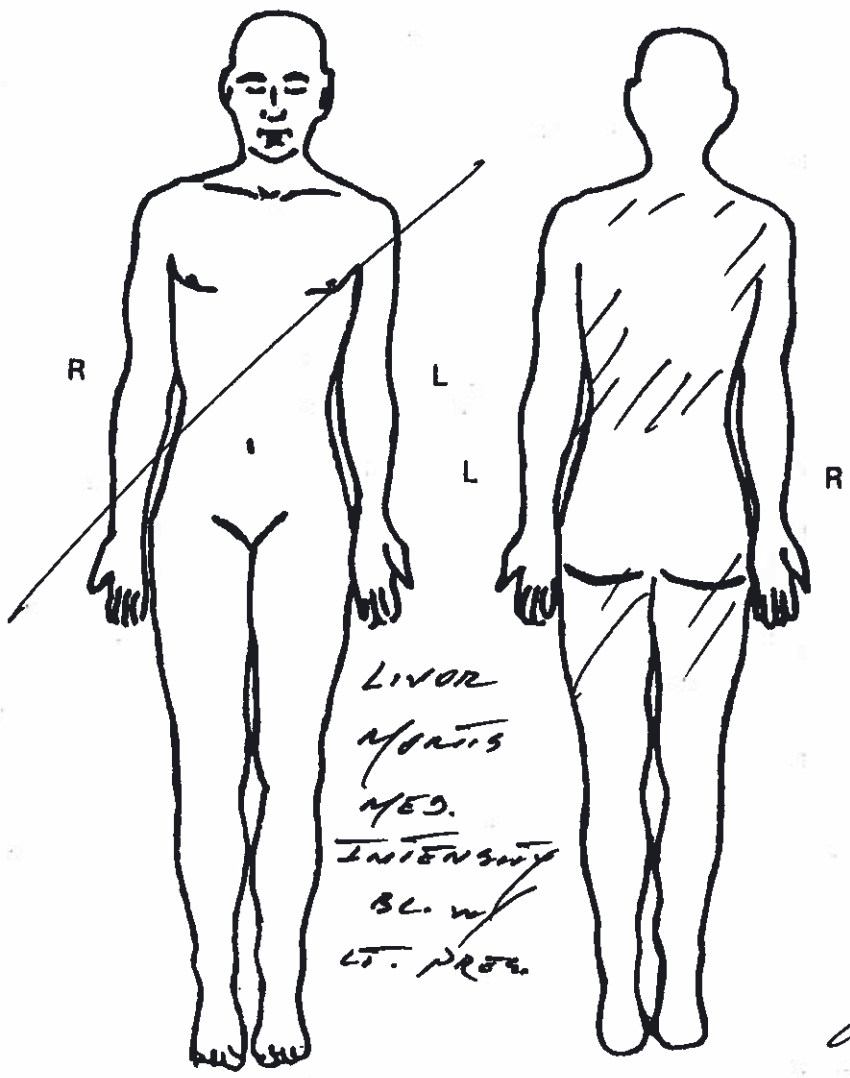
DATE & TIME FOUND 07/27/17 @ 5:1845 LAST KNOWN ALIVE 07/27/17 @ 5:1845  
 APPROX. AGE 26 SEX M EST. HEIGHT 69" EST. WEIGHT 145 CLOTHED? YES  NO  IF YES, DESCRIBE:  
NUDE.

DESCRIPTION AS TO WHERE REMAINS FOUND AND CONTACT MATERIAL TO BODY:  
SUPINE IN BED.

SCENE TEMPERATURE REGULATED? YES  NO  IF YES, THERMOSTAT SET AT UNA. DEGREES F.

LIVOR MORTIS: TIME OBSERVED 2231 RIGOR MORTIS: TIME OBSERVED 2225

NECK FLEXION:  
 ANTERIOR 1  
 POSTERIOR 1  
 RT LATERAL 1  
 LT. LATERAL 1  
 JAW 1 HIP 2  
 SHOULDER 2 KNEE 1  
 ELBOW 1 ANKLE 1  
 WRIST 1



SCALE  
 0 ABSENT/NEGATIVE  
 1 .  
 2 .  
 3 .  
 4 EXTREME DEGREE  
 USE SCALE TO DESCRIBE INTENSITY OF RIGOR MORTIS.  
 SHADE DIAGRAMS TO ILLUSTRATE THE LOCATION OF LIVOR MORTIS.  
 DESCRIBE INTENSITY OF COLORATION AND WHETHER LIVOR MORTIS IS PERMANENT OR BLANCHES UNDER PRESSURE.

[Signature] #408348  
 CORONER'S INVESTIGATOR

REVIEWED BY: